



GEM
AROMATICS

Investor Presentation
Q4 & FY26



This presentation and the accompanying slides (the “Presentation”), has been prepared by **Gem Aromatics Ltd** (the “Company”), solely for information purposes and do not constitute any offer, recommendation or invitation to purchase or subscribe for any securities, and shall not form the basis or be relied on in connection with any contract or binding commitment whatsoever. No offering of securities of the Company will be made except by means of a statutory offering document containing detailed information about the Company.

This Presentation has been prepared by the Company based on information and data which the Company considers reliable, but the Company makes no representation or warranty, express or implied, whatsoever, and no reliance shall be placed on, the truth, accuracy, completeness, fairness and reasonableness of the contents of this Presentation. This Presentation may not be all inclusive and may not contain all of the information that you may consider material. Any liability in respect of the contents of, or any omission from, this Presentation is expressly excluded.

Certain matters discussed in this Presentation may contain statements regarding the Company’s market opportunity and business prospects that are individually and collectively forward-looking statements. Such forward-looking statements are not guarantees of future performance and are subject to known and unknown risks, uncertainties and assumptions that are difficult to predict. The Company’s actual results, levels of activity, performance or achievements could differ materially and adversely from results expressed in or implied by this Presentation. The Company assumes no obligation to update any forward-looking information contained in this Presentation. Any forward-looking statements and projections made by third parties included in this Presentation are not adopted by the Company and the Company is not responsible for such third-party statements and projections. The Company and/or its affiliated companies and/or their respective employees and/or agents have no responsibility or liability (express or implied) whatsoever and howsoever arising (including, without limitation for any claim, proceedings, action, suits, losses, expenses, damages or costs) which may be brought against or suffered by any person as a result of acting in reliance upon the whole or any part of the contents of this presentation and neither the Company, its affiliated companies nor their respective employees or agents accepts any liability for any error, omission or misstatement, negligent or otherwise, in this presentation and any liability in respect of the presentation or any inaccuracy therein or omission therefrom which might otherwise arise is hereby expressly disclaimed.



**Q4 & FY26
Highlights**



**Company
Overview**



Annexure



Q4 & FY26 Highlights





Yash Vipul Parekh

Managing Director and Chief Executive Officer

“

The quarter witnessed a meaningful improvement in the operating environment, supported by reduction and better clarity on USA tariffs. Backed by improving customer engagement, stronger demand across key markets, better volumes, and improved price realization, the Company delivered a sequential improvement in performance during the quarter. In line with the improving business momentum, gross margins and EBITDA margins also improved sequentially, gradually moving towards normalized levels, driven by better price realization, operating leverage benefits, and a healthier product mix across key categories.

The Silvassa plant also received the EcoVadis Platinum sustainability rating, reinforcing the Company's commitment towards sustainable and responsible manufacturing practices.

Looking at the ongoing geopolitical issues, the availability of key petrochemical raw materials such as phenol has been impacted, leading to significant price volatility and a sharp increase in raw material prices. This has impacted near term production timelines for the phenol derivatives business, and the Company continues to closely monitor the situation while aligning production plans accordingly. Despite near term challenges, the Company remains optimistic on the long-term outlook and expects market conditions to gradually improve as external issues soften.

”

Sequential Improvement in Financial Performance

	Revenue (Rs Cr)	Gross Margin & EBITDA Margin (%)	PAT (Rs Cr)	Cash PAT (Rs Cr)
Standalone	Rs 112 Cr ▲ 34% QoQ	23.4 % <i>(Gross Margin improved from 18.4% in Q3FY26)</i> 13.4 % <i>(EBITDA Margin improved from 9.1% in Q3FY26)</i>	Rs 12 Cr ▲ 182% QoQ	Rs 13 Cr ▲ 114% QoQ
Consolidated	Rs 110 Cr ▲ 40% QoQ	30.5% <i>(Gross Margin improved from 25.2% in Q3FY26)</i> 14.2% <i>(EBITDA Margin improved from 8.9% in Q3FY26)</i>	Rs 1 Cr <i>(Improved from Loss of Rs 5 Cr in Q3FY26)</i>	Rs 10 Cr ▲ 170% QoQ

Consolidated profitability was impacted by higher non-cash depreciation of Rs 9 Cr post capitalisation of ~Rs 260 Cr Dahej capex (total planned capex ~Rs 270 Cr)

Revenue & Market Environment

Q4FY26 witnessed gradual recovery in domestic and global demand, supported by better clarity on USA tariffs and improving trade conditions, leading to better volumes and improved price realization.

Gross Margin & EBITDA Margin

Gross margin and EBITDA margin improved sequentially and moved closer towards normalized levels, supported by better realization, improving volumes, operating leverage benefits, and healthier product mix. The Company continues to focus on utilization improvement and operational efficiencies going forward.

Profitability & Depreciation Impact

Reported PAT stood at Rs 1 Cr compared to a loss of Rs 5 Cr in the previous quarter, while Cash PAT improved to Rs 10 Cr from Rs 4 Cr sequentially. Profitability was impacted by higher depreciation following capitalization of Dahej capex.

Dahej Facility & New Products

Commercial production of GEM Cool 5 and Safranal commenced on 26 February 2026, strengthening the Company's portfolio across cooling agents, Safranal, Clove Oil, Eugenol, and clove derivatives. The ramp up is expected to support utilization and future growth.

Phenol Derivatives

The phenol derivatives plant remains production ready; however, elevated phenol prices and supply volatility due to ongoing geopolitical issues continue to impact near term production timelines. The Company is closely monitoring the situation and aligning production plans accordingly.

Sustainability & ESG Recognition (EcoVadis Platinum)

Silvassa plant received EcoVadis Platinum sustainability rating, reinforcing the Company's commitment towards sustainable and responsible manufacturing practices.

Standalone Profit & Loss Statement



Particulars (Rs Cr)	Q4FY26	Q4FY25	YoY (%)	Q3FY26	QoQ (%)	FY26	FY25	YoY (%)
Net Revenue From Operations	112.2	206.3	-45.6%	83.9	33.8%	370.9	497.0	-25.4%
Cost of Goods Sold	86.0	147.1		68.5		296.4	377.0	
Gross Profit	26.2	59.1	-55.7%	15.4	70.2%	74.5	120.0	-37.9%
<i>Gross Profit Margin (%)</i>	<i>23.4%</i>	<i>28.7%</i>	<i>-531 bps</i>	<i>18.4%</i>	<i>500 bps</i>	<i>20.1%</i>	<i>24.1%</i>	<i>-406 bps</i>
Employee Expenses	2.6	3.2		2.7		10.2	12.5	
Other Expenses	8.5	7.1		5.1		25.0	21.8	
EBITDA	15.1	48.8	-69.2%	7.6	97.7%	39.4	85.8	-54.1%
<i>EBITDA Margin (%)</i>	<i>13.4%</i>	<i>23.7%</i>	<i>-1026 bps</i>	<i>9.1%</i>	<i>433 bps</i>	<i>10.6%</i>	<i>17.3%</i>	<i>-665 bps</i>
Other Income	3.8	3.9		1.9		12.3	5.2	
Finance Cost	1.5	3.1		1.7		9.5	7.1	
Depreciation	1.4	1.7		2.0		6.3	6.6	
PBT Before Exceptional Items	16.0	47.9	-66.6%	5.8	175.7%	35.8	77.3	-53.6%
Tax Expense	4.1	12.8		1.6		9.1	20.4	
PAT	11.9	35.1	-66.2%	4.2	182.0%	26.7	56.9	-53.0%
<i>PAT Margin (%)</i>	<i>10.6%</i>	<i>17.0%</i>	<i>-644 bps</i>	<i>5.0%</i>	<i>556 bps</i>	<i>7.2%</i>	<i>11.4%</i>	<i>-424 bps</i>
EPS (Rs)	2.3	7.5		0.8		5.3	12.1	
Cash PAT	13.3	36.8	-64.0%	6.2	113.6%	33.0	63.5	-48.0%

Consolidated Profit & Loss Statement



Particulars (Rs Cr)	Q4FY26	Q4FY25	YoY (%)	Q3FY26	QoQ (%)	FY26	FY25	YoY (%)
Net Revenue From Operations	110.4	202.2	-45.4%	78.9	39.9%	366.5	504.0	-27.3%
Cost of Goods Sold	76.7	147.9		59.0		276.1	378.7	
Gross Profit	33.7	54.3	-37.9%	19.9	69.6%	90.3	125.2	-27.9%
<i>Gross Profit Margin (%)</i>	<i>30.5%</i>	<i>26.9%</i>	<i>367 bps</i>	<i>25.2%</i>	<i>534 bps</i>	<i>24.6%</i>	<i>24.8%</i>	<i>-20 bps</i>
Employee Expenses	6.2	3.5		4.3		16.4	12.8	
Other Expenses	11.9	5.0		8.6		33.2	23.9	
EBITDA	15.7	45.9	-65.7%	7.0	124.3%	40.8	88.5	-53.9%
<i>EBITDA Margin (%)</i>	<i>14.2%</i>	<i>22.7%</i>	<i>-845 bps</i>	<i>8.9%</i>	<i>535 bps</i>	<i>11.1%</i>	<i>17.6%</i>	<i>-643 bps</i>
Other Income	0.3	-0.4		-1.7		0.9	1.4	
Finance Cost	3.0	3.4		2.6		12.7	8.1	
Depreciation	9.0	1.9		8.7		22.6	7.3	
PBT Before Exceptional Items	4.0	40.1	-89.9%	-5.9	167.9%	6.4	74.4	-91.4%
Tax Expense	3.0	12.5		-0.9		4.9	21.0	
PAT	1.0	27.6	-96.3%	-5.0	120.3%	1.4	53.4	-97.3%
<i>PAT Margin (%)</i>	<i>0.9%</i>	<i>13.7%</i>	<i>-1273 bps</i>	<i>-6.3%</i>	<i>725 bps</i>	<i>0.4%</i>	<i>10.6%</i>	<i>-1020 bps</i>
EPS (Rs)	0.20	5.9		-1.0		0.3	11.4	
Cash PAT	10.0	29.5	-66.1%	3.7	169.7%	24.0	60.7	-60.5%

Consolidated Balance Sheet



Liabilities (Rs Cr)	Mar-25	Mar-26
Share Capital	9.4	10.4
Reserves & Surplus	274.6	439.5
Shareholders' Funds	284.0	449.9
Long Term Borrowings	68.7	21.7
Other Non-Current Liabilities	2.1	1.8
Total Non-Current Liabilities	70.7	23.5
Short Term Borrowings	155.6	128.1
Trades Payable	16.7	19.2
Other Financial Liabilities	8.0	19.3
Other Current Liabilities	1.4	1.9
Total Current Liabilities	181.7	168.5
Total Equity and Liabilities	536.4	641.9

Assets (Rs Cr)	Mar-25	Mar-26
Property, Plant & Equipment and Intangible Assets	43.4	243.1
Capital Works-in-progress	125.5	6.1
Right To Use Assets	11.0	10.4
Other Non-current Assets	12.4	18.2
Total Non-current Assets	192.3	277.7
Inventories	166.1	233.7
Trade Receivables	141.0	76.7
Cash And Cash Equivalents	4.1	15.9
Other Financial Assets	0.2	0.3
Other Current Assets	32.8	37.5
Total Current Assets	344.1	364.1
Total Assets	536.4	641.9

Consolidated Cash Flow Statement



Particulars (Rs Cr)	FY25	FY26
Net Profit Before Tax and Extraordinary Items	74.4	6.4
Adjustments for: Non-Cash Items / Other Investment or Financial Items	15.4	40.1
Operating Profit Before Working Capital Changes	89.8	46.4
Changes in Working Capital	-89.5	-5.5
Cash Generated From Operations	0.3	40.9
Direct Taxes Paid (Net of Refund)	-25.2	-11.3
Net Cash From Operating Activities	-24.9	29.6
Net Cash From Investing Activities	-92.5	-101.5
Net Cash From Financing Activities	104.5	77.6
Net Decrease/Increase in Cash and Cash Equivalents	-12.9	5.7
Add: Cash & Cash Equivalents at the Beginning of the Period	15.9	3.0
Effect of exchange rate changes	0.1	-0.6
Cash & Cash Equivalents at the End of the Period	3.0	8.1

Key Plant Highlights



Krystal Ingredients Pvt. Ltd.

Wholly owned subsidiary



~Rs 270 Cr Investment

via Internal Accruals & Debt



10,871 MTPA

Total Production Capacity across 4 Segments



500 MTPA

India's largest Cooling Agents Unit



Next-Gen

Vapor Phase Technology



Key Business Update

- ✓ During Q4 FY26, commercial production of GEM Cool 5 cooling agents and Safranal commenced.
- ✓ This completes the Company's integrated portfolio across cooling agents, Safranal, Clove Oil, Eugenol, and Clove derivatives.
- ✓ Successfully completed second stage audits for FSSC 22000 Version 6, GHP, HACCP, ISO 9001:2015, ISO 14001:2015, and ISO 45001:2018, reflecting the Company's focus on building a globally compliant manufacturing platform.



Strategic Advantages

- ✓ **Focus on High Value Specialty Molecules enables Superior Margins and Stronger Market Positioning**
 - Cooling Agents
 - MEHQ > BHA
 - Guaiacol
 - Safranal
 - Damascone
 - Eugenol Derivatives
- ✓ **15% Corporate Tax Rate** under Government Incentives till **perpetuity**.
- ✓ Backward and Forward Integration enables to have a robust control over process, product quality and provides further avenues for customisation and development of super specialty products
- ✓ Installed manufacturing capabilities can be deployed across varied models like **CRO, CMO and CDMO**
- ✓ **Strategic location** close to Phenol supply, Mumbai–Delhi Expressway, and Jawaharlal Nehru Port for reduced logistics cost and faster exports.

Company Overview



~A Journey of 3 Decades leading to Growth and Transformation...



1997

Incorporated our Company and inaugurated the Silvassa Facility



2008

Executed the first export order



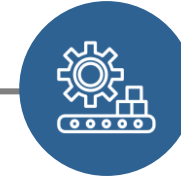
2009

Introduced a new vertical – Clove oil



2013

Received Star Export House status



2016

Commenced production at Unit II – Budaun, U.P



2018

Achieved Rs 1,648 mn in revenue for FY18 and growth of over 100% in terms of year-on-year revenue



2019

Received a strategic investment by dōTERRA Enterprises, Sàrl



2020

Our Material Subsidiary made its first sale of \$202,608



2023

Achieved Rs 4,248 mn for FY23 in revenue from operations on a consolidated basis



2024

Manufacturing of first batch at Unit III – Dahej, Gujarat
Received 3-Star Export House status



2025

Successfully listed on NSE and BSE on 26th Aug' 25
Partial commissioning at Dahej with production of WS-23, WS-03, Clove Oil, and Eugenol started from 11th Dec'25.
Diversifying portfolio with new high-value aroma chemicals and phenol derivatives.



2026

Commercial production of GEM Cool 5 cooling agents and Safranal commenced at the greenfield Dahej facility on 26th Feb'26
Silvassa plant received EcoVadis Platinum sustainability rating.

...Established Scale with a Strong Market Presence

- One of the leading Indian manufacturer of **specialty ingredients**, including **essential oils, aroma chemicals, and value-added derivatives**.
- Company offers a **wide range of products** across **Mint, Clove, Phenol**, and other **natural and synthetic ingredients**.
- **Expanding into new areas** with upcoming products under **Citral Chemistry and Phenol Derivatives**.
- Products are used in **Oral Care, Cosmetics, Nutraceuticals, Pharmaceuticals, Wellness & Pain Management, Personal Care**



Capabilities
Built so far

3

Decades of
Experience

80+

Products Across
Categories

3

Manufacturing
Facilities

16,171 MTPA

Installed
Capacity

13

Scientists
Leading R&D

20

Countries Served
Globally

225

Domestic
Customers

44

Global
Customers

Mint & Mint Derivative – Well Established Business

- Largest business segment with strong customer demand
- Widely used in **Oral Care, Pharma, Nutraceuticals, Personal Care, Wellness**
- With a facility in the Budaun mint belt (UP), we benefit from easy, cost-efficient access to quality mint raw materials.



Products

Peppermint

Spearmint

Menthol

DMO

Cooling Agents

Industry Landscape (2025)



~USD 1.8–2.0 Bn
Global Market Size



~USD 900 Mn
India Market Size



~USD 1.2 Bn
India Production Size



~53-55%
India Positioning
(% share of global supply)

Financial & Production Snapshot (FY26)



Rs 237 Cr
Revenue



~65%
of Total Revenue



3,800 MTPA
Installed Capacity



Growth Drivers

Cooling Agents

Foraying into a new forward integration product, Cooling Agents, at the new Dahej facility.

India's largest Installed capacity of 500 MTPA

Opens up a new consumer category of Confectionary, primarily export markets.

Clove & Clove Derivatives – High-Value Segment with Leadership in Eugenol

- Second-largest Revenue contributor with Strong Margin Profile
- One of the largest processors of Clove Oil and Eugenol (by volume in India, FY25)
- Used in **Flavor, Dental Care, Pharma, Fragrance** Applications



Products

Clove Oil

Eugenol

Eugenol Derivatives

Industry Landscape (2025)



~USD 217 Mn
Global Market Size



~USD 34 Mn
India Market Size



~USD 29 Mn
India Production Size



~13%
India Positioning
(% share of global supply)

Financial & Production Snapshot (FY26)



Rs 85 Cr
Revenue



~23%
of Total Revenue



1,600 MTPA
Installed Capacity



Growth Drivers

Expanded capacity at the Dahej plant in April 2026, along with its close proximity to ports, will strengthen domestic reach and export penetration to cater to rising demand across key industries.

Entering Advanced Chemistry with Phenol Derivatives

- Diversified phenolic portfolio serving pharma, antioxidant and fragrance applications.
- Sustainable vapor-phase technology ensures high-purity output with near-zero effluent.
- Forward-integrated processes enable entry into limited-competition, high-margin molecules



Products

Anethole

Anisole

MEHQ > BHA

Guaiacol

4-MAP

Industry Landscape (2025)



~USD 880 Mn
Global Market Size



~USD 210 Mn
India Market Size



~USD 200 Mn
India Production Size



~20-25%
India Positioning
(% share of global supply)

Financial & Production Snapshot (FY26)



Rs 5 Cr
Revenue



~1%
of Total Revenue



9,800 MTPA*
Installed Capacity



Growth Drivers

Installed ~8,800 MTPA capacity at the Dahej plant in April 2026, supported by vapor phase technology and entry into high value molecules, is expected to enhance domestic and export penetration while improving margins.

Citral Chemistry

New Products

Entering into High-Value Aroma Molecules

- Developed in-house through R&D with strong process know-how for **Safranal & Damascone**
- Used in **fine fragrances, high-end perfumery, cosmetics and flavours**
- Installed capacity of **51 MTPA**



Products

Safranal

Damascone

Growth Drivers



Newer chemistry opens up margin accretive product chain with immense domestic market potential

Natural & Synthetic Ingredients



- Largest processor of Eucalyptus Oil in India with **~58% market share (FY25)***
- Diversified sourcing of crude eucalyptus & botanicals from **India, Uganda, Rwanda and China.**
- Widely used across **Oral Care, Cosmetics, Nutraceuticals, Pharmaceuticals, Wellness and Personal Care.**

Products

Eucalyptus Oil

Lemongrass Oil

WS 23

Basil Oil

Turmeric/Ginger Oil

Eucalyptol

Financial & Production Snapshot (FY26)



Rs 36 Cr
Revenue



~10%
of Total Revenue








750 MTPA
Installed Capacity

Growth Drivers



Expanding domestic and export penetration through stronger sourcing, high-purity grades, and broader customer approvals.

Focus on Growing Value-Added Products – From Base to Advanced Molecules

Category	Mother Ingredient/ Base Product	Advanced / Specialty Products	Industry
 Mint & Mint Derivatives	Peppermint Spearmint Menthol	Cooling Agents – 05, WS 03	<ul style="list-style-type: none"> • Oral Care • Cosmetics • Nutraceuticals • Pharmaceuticals • Wellness & Pain Management • Personal Care 
 Clove & Clove Derivatives	Clove Leaf Oil	Eugenol Eugenol Derivatives	
 Phenol	Anisole	Anethole 4-MAP MEHQ > BHA Guaiacol	
 Citral Chemistry	Citral	Safranal Damascone	
 Other Synthetic & Natural Ingredients	Eucalyptus Oil Lemongrass Oil Basil Oil Turmeric /Ginger Oil	Eucalyptol WS 23	

● Existing Product
 ● New Product
 ● Upcoming

Promoters and Directors



Vipul Parekh
Whole-Time Director

- Associated with the company since inception
- Oversees **project execution, capital expenditure, and human resources**
- Brings extensive leadership experience in large-scale operations and execution excellence



Kaksha Vipul Parekh
Whole-Time Director, Chairperson and CFO

- Associated with the company since inception
- Responsible for **finance, legal, compliance, exports, and logistics**
- Recipient of **Export Excellence Award (MSME Category)** by *FIEO* for multiple years and **SME Activator Certificate** by *The Economic Times*

Export Excellence Award for outstanding performance in category of Women Entrepreneur – MSME

2021-2022, 2018-19 and 2017-18
Federation of Indian Export Organisation

Certificate of Felicitation – SME Activator
Economic Times



Yash Vipul Parekh
Managing Director and Chief Executive Officer

- Associated with the company since April 2011, playing a pivotal role in its growth from Rs 15 Cr to Rs 500 Cr and beyond.
- Holds a **Bachelor's degree in Business Administration** from the *State University of New York at Buffalo*.
- Leads **sales, marketing, procurement, R&D, and IT**, driving innovation, operational excellence, and global expansion.



Dinesh T V
Additional Whole-Time Director

- Associated with the company since inception
- M.Sc. in Chemistry from University of Calicut
- Over 25 years of experience in plant operations and process optimization



Shrenik Vora
Non-Executive Director

- Chartered Accountant with 25+ years of experience in financial services.
- Formerly associated with Edelweiss Group, Kotak Mahindra Bank, and ECL Finance.
- Specializes in **corporate finance, investments, and risk management.**

Independent Directors



CA Nandan Narula

- Chartered Accountant and Commerce graduate from Barkatullah University.
- Managing Partner at MNB & Co. with expertise in advisory, taxation, auditing, and project financing.
- Non-Executive Director at N Square Capital Advisors Private Limited and NSquare Techventures Private Limited.



Dr. Ajay Sahai

- Ph.D. in Business Management from Amity University, Uttar Pradesh.
- Director General and CEO of the Federation of Indian Export Organisations (FIEO).
- Expertise in **international trade, export policy, and global business strategy.**



Vishakha Bhagvat

- Corporate lawyer with 30+ years of experience in legal, banking, and compliance.
- Formerly with L&T Ltd., IDBI Bank, and Catalyst Trusteeship Ltd.
- Expertise in **corporate governance, legal strategy, and regulatory affairs.**



Dr. Parag Gogate

- Ph.D. in Chemical Engineering from University of Mumbai.
- Chartered Engineer and member of the Institute of Chemical Engineers.
- Experienced in **process design, scale-up, and manufacturing innovation.**



Dr. Shubhangi Umbarkar

- Ph.D. in Chemistry from IIT Bombay.
- Scientist at National Chemical Laboratory, Pune since 2002.
- Brings expertise in **chemical research and catalysis.**

KMP and SMP



Dr. Kiran Sirsalmath
General Manager – R&D

- Ph.D. in Chemistry from *Karnatak University.*
- Leads **R&D, innovation, and new product development.**



Aditya Prakash
Factory – In-charge

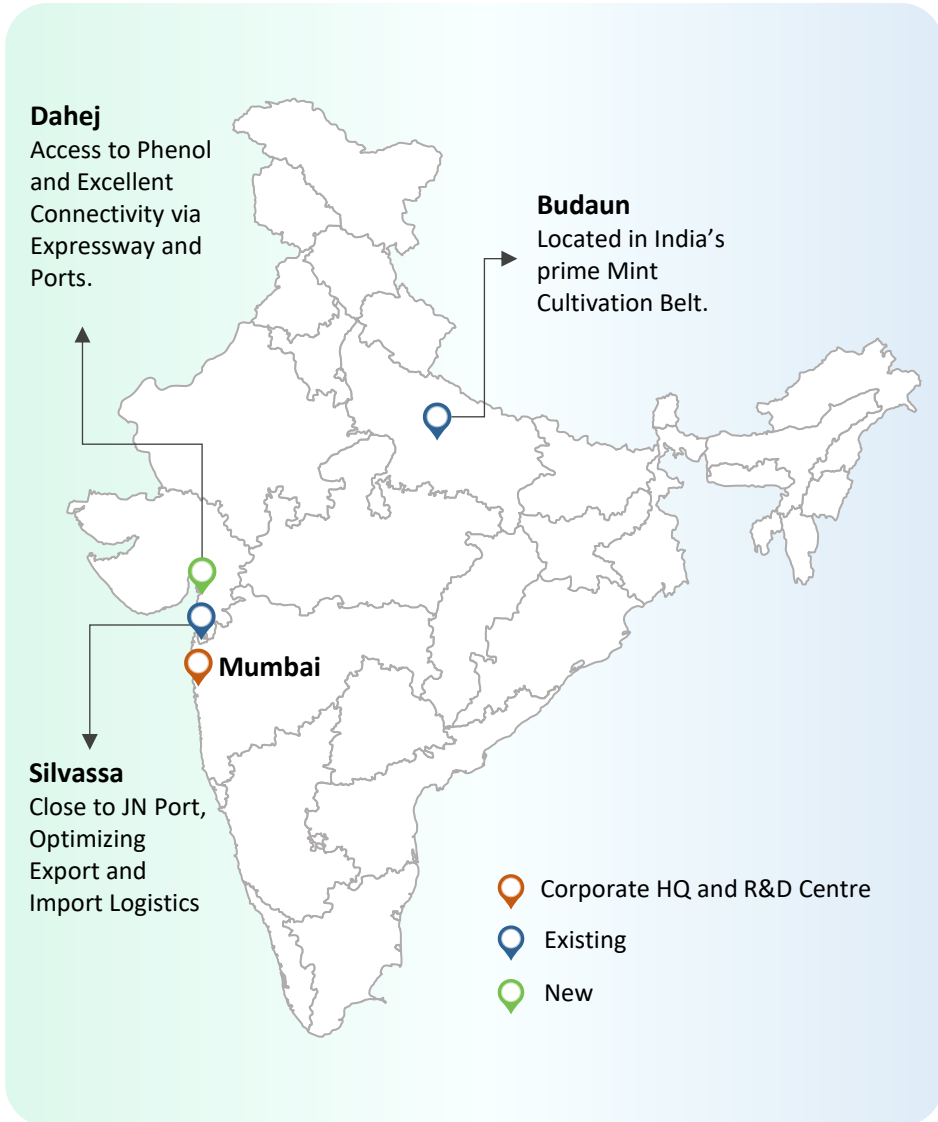
- M.Sc. in Science from Bundelkhand University, Jhansi.
- Oversees production, safety, and operational efficiency.
- Previously was associated with Decan Phytochemicals, Sharp Aromatics India Limited and V.S Industries.



Akshita Gohil
Company Secretary and Compliance Officer

- Associate member of the Institute of Company Secretaries of India (ICSI), a graduate in Law and holds bachelor's degree in commerce.
- Compliance professional responsible for Secretarial compliances and Corporate Governance.

Strategically Located Manufacturing Facilities with Advanced Capabilities



Silvassa Facility
(1997)

Capacity
1,500 MTPA

Products Manufactured:

- Mint & Mint Derivatives
- Clove & Clove Derivatives
- Other Synthetic and Natural Ingredients*
- Phenol



Budaun Facility
(2016)

Capacity
3,800 MTPA

Products Manufactured:

- Mint & Mint Derivatives
- Clove & Clove Derivatives
- Other Synthetic and Natural Ingredients*
- Phenol



Dahej Facility
(2024)

Capacity
10,871 MTPA[^]

Products Manufactured:

- Clove & Clove Derivatives
- Cooling Agents
- Phenol Derivatives
- Citral chemistry

<p>Certifications</p>	<p>9001:2015</p>	<p>14001:2015</p>	<p>45001:2018</p>	<p>FSSC 22000</p>	<p>22000:2018</p>	<p>Ts 22002-1:2009</p>
-----------------------	------------------	-------------------	-------------------	-------------------	-------------------	------------------------

*Including Eucalyptus Oil, Lemongrass Oil, Basil Oil, Turmeric/Ginger Oil; ^ Includes 170 MTPA Multipurpose Capacity

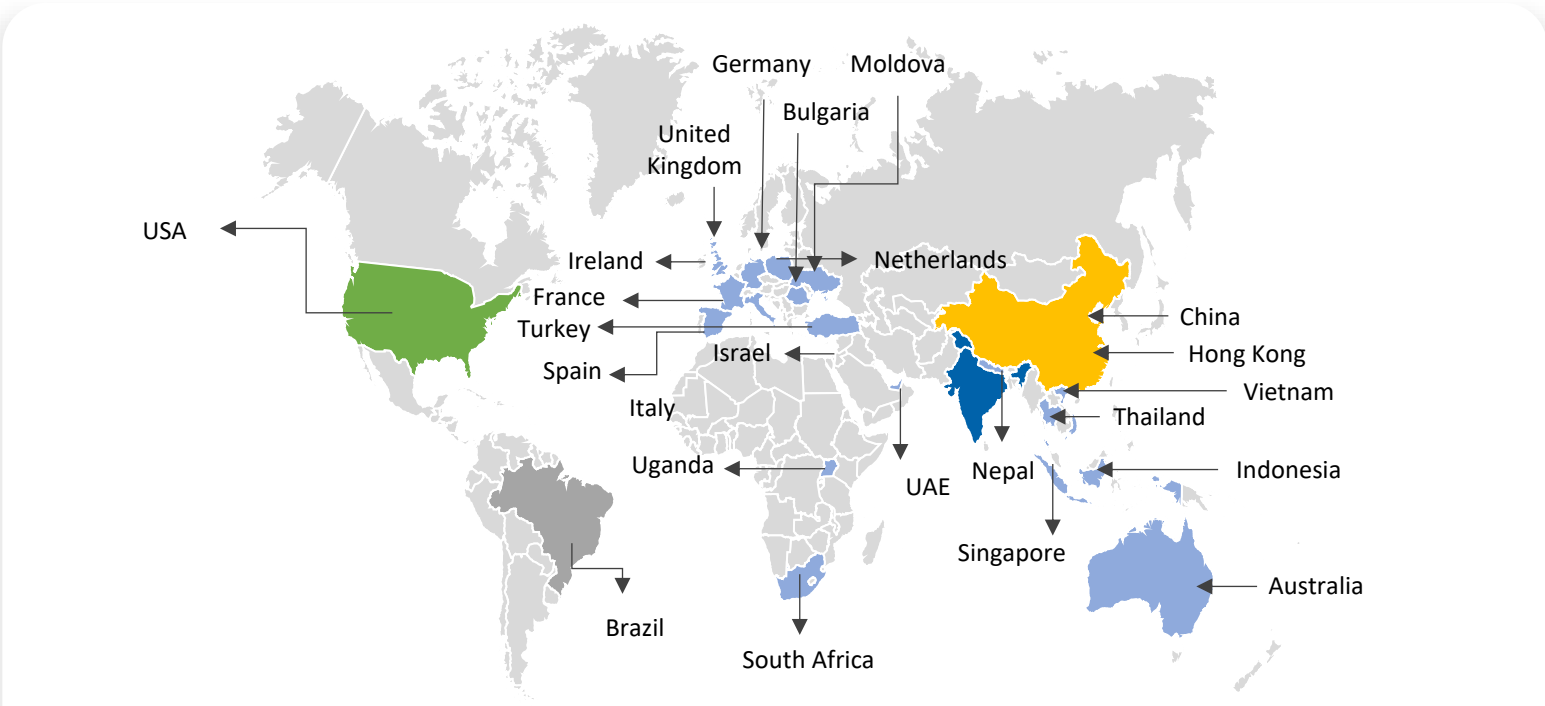
Serving 225 domestic and 44 international customers across 20 countries

dōTERRA
Strategic investor and customer

PATANJALI

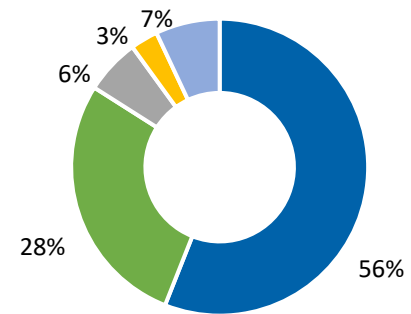
ventos

symrise

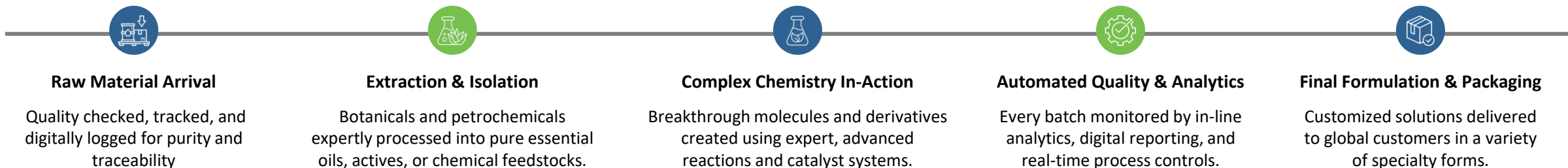


Revenue split by Geography (FY26)

- India
- USA
- Brazil
- China
- Rest of World



Journey of a Molecule



Process Technology

- Distributed Control System (DCS) / Process Automation**
Enables real-time monitoring, control, and optimization of chemical processes
- Fixed-Bed Reaction Technology**
High selectivity, ideal for continuous catalytic reactions
- High-Pressure Reaction Technology**
Faster rates, higher yields for complex syntheses
- Continuous Reaction Technology**
Improves throughput, reduces batch variation
- High-Vacuum Distillation (Wiped Film/Short Path)**
Purifies sensitive or high-boiling chemicals for high purity

Complex Chemistries

- Grignard's Reactions**
Forming carbon-carbon bonds for alcohols and intermediates
- Amide Coupling**
Key in specialty chemicals
- Friedel-Crafts Reactions**
Aromatic substitution for advanced intermediates
- Cross-Coupling Chemistry**
Joins two carbon groups using catalysts
- Photochemical Reactions**
Light-activated for unique structures
- Methoxylation (Green Chemistry)**
Environmentally friendly introduction of methoxy groups

Every molecule in our portfolio goes through a journey of scientific precision, process innovation, and sustainable mastery, setting Gem Aromatics apart in a crowded market.

Structured R&D Focus Areas



Existing Product Innovation:

- ✓ Improving yields, selectivity, and process efficiencies
- ✓ Catalyst development & benchmarking



Portfolio Expansion:

- ✓ New molecules, new chemistry, and step derivatives
- ✓ Example: Multi-step mint & clove processing enabling unique derivatives



Strategic Market Targeting:

- ✓ Identifying high-demand products with limited producers globally/India
- ✓ Custom product development for client needs



R&D Infrastructure & Team

- Dedicated **in-house R&D facility** (Maharashtra) with cutting-edge equipment
- Continuous Investment in R&D towards capex and technology upgrades
- **13 Qualified Scientists** with advanced expertise



Expertise in Advanced & Green Chemistries

- **Mastery of:**
 - ✓ Grignard reactions
 - ✓ Amide coupling
 - ✓ Friedel-Crafts
 - ✓ Cross-coupling (Suzuki, Heck, etc.)
 - ✓ Photochemistry
 - ✓ Green Methoxylation
- **Sustainability focus:** Effluent-free, vapour phase reactions, solvent minimisation, catalyst recycling




Value-Adding R&D Achievements

- Citral chemistry leading to launch of high-value molecules (Safranal, Damascones)
- Effluent-free and vapor phase process for Anisole & Synthetic Anethole
- Cooling agents developed from menthol
- Anisole converted to MEHQ, Guaiacol, 4-MAP via efficient in-house innovation

Annexure

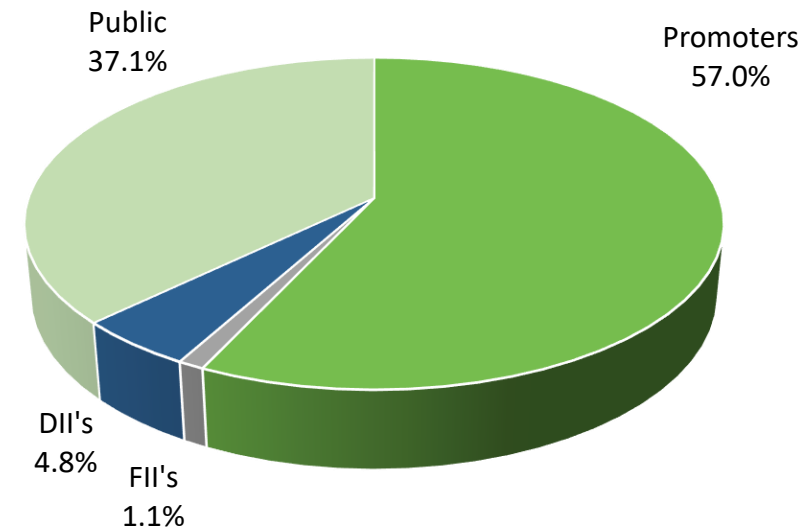




Capital Market Information (as on 21st May 2026)

BSE/NSE Code	544491/ GEMAROMA
CMP (Rs)	160.05
Market Cap (Rs Cr)	833.18
Shares (Cr)	5.22
Face Value (Rs)	2.00

Shareholding Pattern (as on 31st March 2026)



Thank You



Gem Aromatics Ltd

CIN No. L24246MH1997PLC111057

Akshita Gohil

secretarial@gemaromatics.in

Phone: 9322121990 | 022 25185231

www.gemaromatics.com



Stellar IR Advisors Pvt. Ltd.

Akhilesh Gandhi, CFA | akhilesh@stellar-ir.com

Omkar Sawant | omkar@stellar-ir.com

Phone: 022 62398024

www.stellar-ir.com

